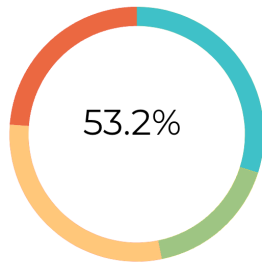


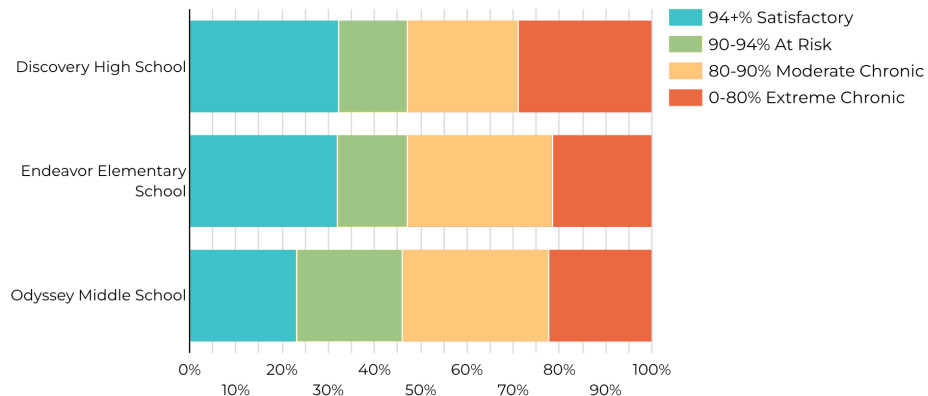
ATTENDANCE

Q: Are you trying to improve chronic absenteeism?

What percent of all students are chronically absent?



How does chronic absenteeism vary by school?



Which students have been identified as chronically absent?

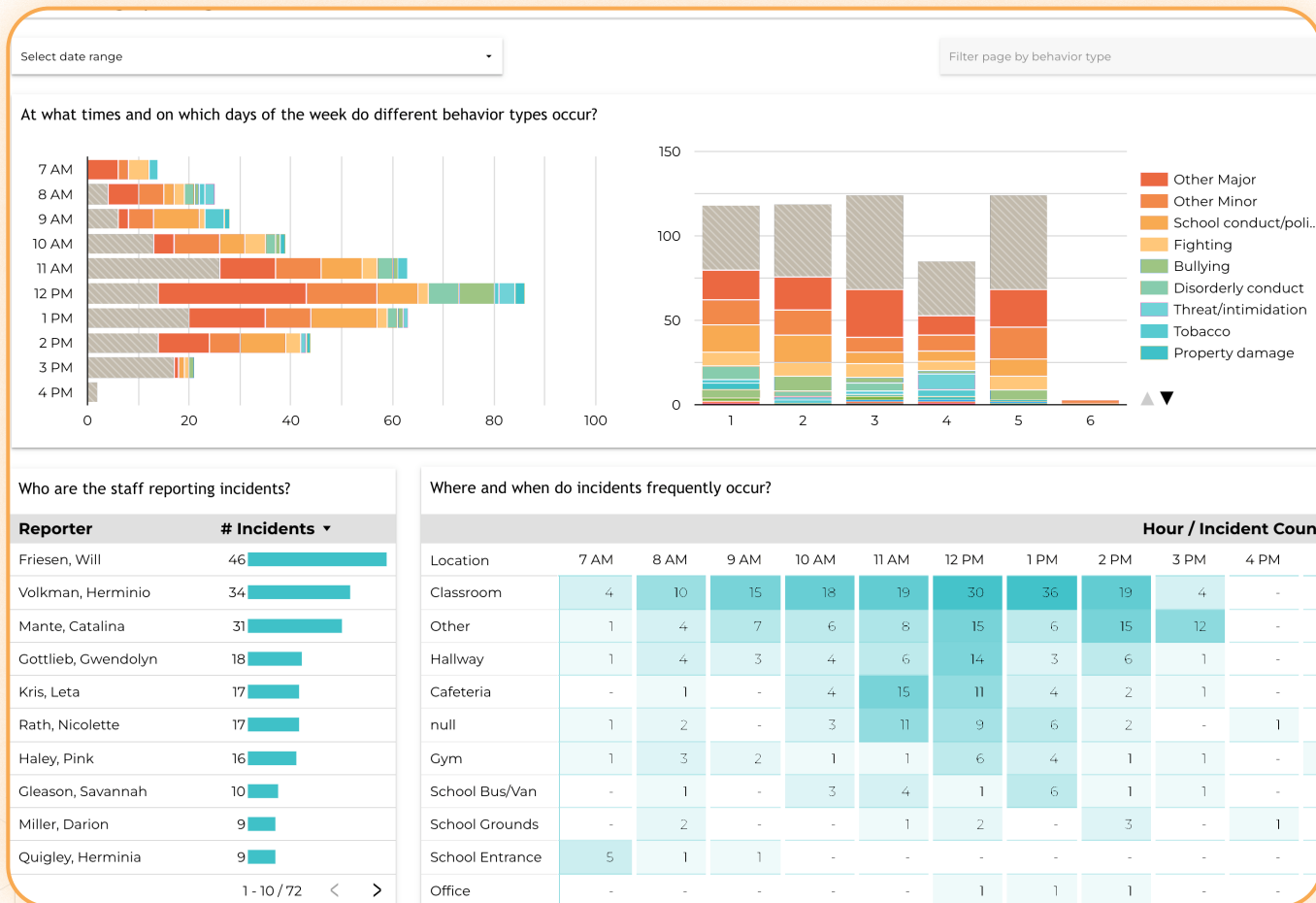
	name	school	Grade	Truancy Risk	Att %	Days Abs	Days Pres
1.	Carmine Johnson	Discovery High School	10	0-80% Extreme Chronic	0	82	0
2.	Franco Samara Ku...	Discovery High School	9	0-80% Extreme Chronic	0	82	0
3.	Jaida Klein	Discovery High School	12	0-80% Extreme Chronic	0	42	0
4.	Colleen Wiegand	Discovery High School	9	0-80% Extreme Chronic	6.33	74	5
5.	Cleta Greenfelder	Endeavor Elementary School	K	0-80% Extreme Chronic	12.82	68	10
6.	Michaela Evan We...	Discovery High School	10	0-80% Extreme Chronic	15.85	69	13
7.	Hiram Von	Odyssey Middle School	7	0-80% Extreme Chronic	17.44	71	15
8.	Chaim Stehr	Odyssey Middle School	7	0-80% Extreme Chronic	20.93	68	18
9.	Lou Emard	Odyssey Middle School	7	0-80% Extreme Chronic	23.33	23	7
10.	Cierra Little	Endeavor Elementary School	K	0-80% Extreme Chronic	23.94	54	17

1 - 10 / 1505 < >

A: Quickly find the data you need to take action with one dashboard.

BEHAVIOR

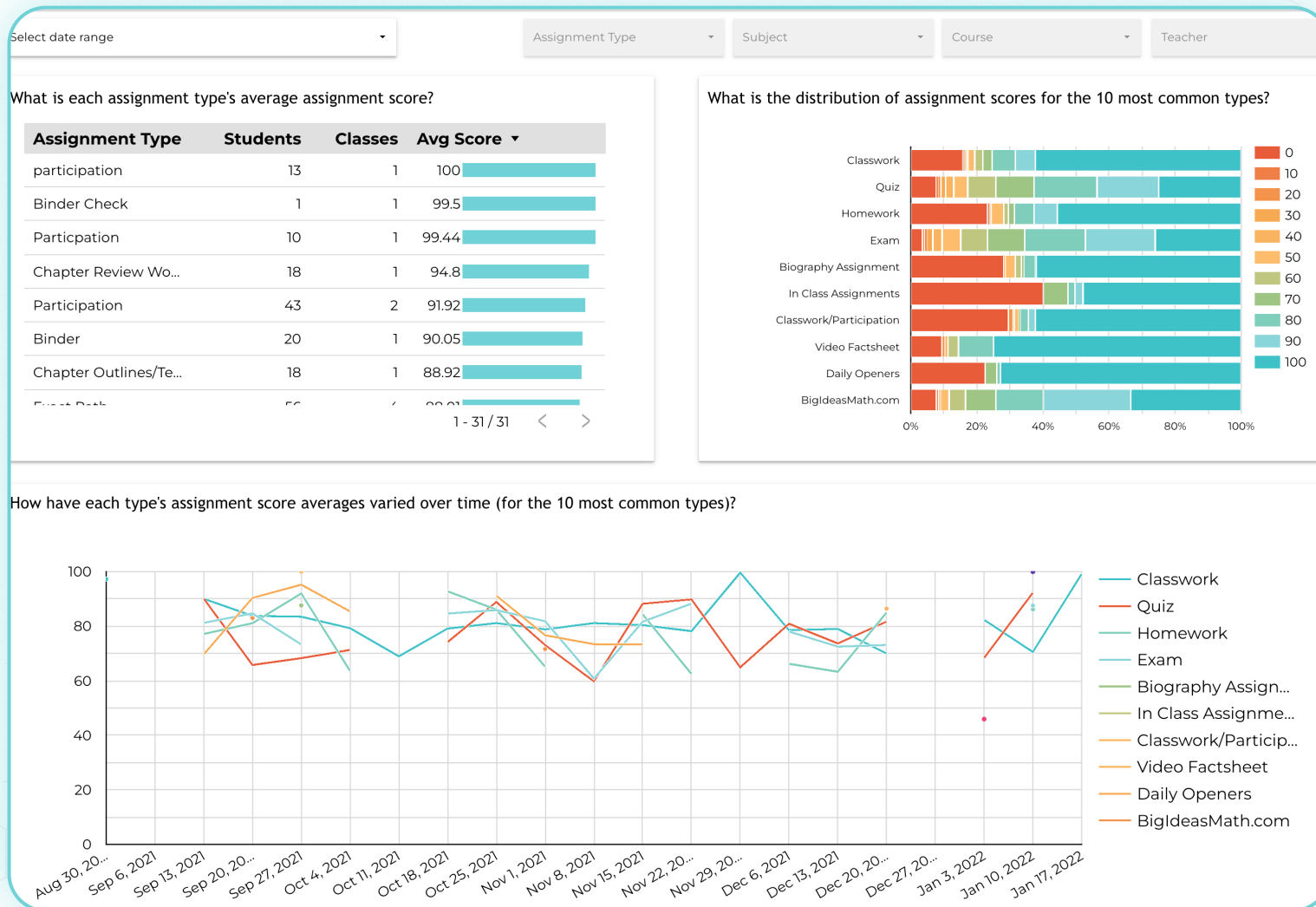
Q: Would you plan better for potential incidents if you knew when and where it was happening?



A: Use data to inform decisions and track progress over time

COURSEWORK

Q: Does assignment type provide indicators for success?



A: Find out which assignments have the highest impact...



data lab

FOR  **alma**

SEE YOUR STORY UNFOLD

For more information about Data Lab, to schedule a tour:

 getalma.com/datalab

